

1 MECHANICAL FLOOR PLAN  
 MT.01 SCALE: 3/32" = 1'-0"

- ### RENOVATION NOTES
- M.C. SHALL FIELD VERIFY ALL EXISTING CONDITIONS AT THE JOB SITE PRIOR TO BEGINNING WORK. NOTIFY FOOD LION SHARED SERVICES GROUP, L.L.C. Construction Manager OF ANY DISCREPANCIES.
  - FOR TRANSVERSE JOINTS 12" WIDE AND LARGER, PROPRIETARY DUCT CONNECTORS SHALL BE DUCT MATE OR WARD AND INSTALLED IN COMPLETE ACCORDANCE WITH MANUFACTURERS RECOMMENDATIONS, DUCT SEALANT TO BE DUCT MATE 440 GASKET TYPE OR EQUAL. ALL DUCTWORK SHALL BE CONSTRUCTED TO A 2" PRESSURE CLASS. FOR TRANSVERSE JOINTS 11" WIDE OR SMALLER, THE ABOVE MAY BE USED, OR REFER TO SMACNA TO DETERMINE PROPER DUCT CONSTRUCTION FOR THE SPECIFIED PRESSURE CLASS.
  - ALL DUCTWORK WITH A WIDTH DIMENSION OF 46" OR LARGER SHALL BE SUPPORTED WITH TRAPEZE TYPE HANGERS. SUPPORTS SHALL BE ATTACHED TO DUCTWORK PRIOR TO APPLICATION OF EXTERNAL INSULATION. INSULATION SHALL BE APPLIED TO COMPLETELY COVER DUCTWORK AND SUPPORTS.
  - DUCTS CONNECTING TO NEW AND/OR RELOCATED DIFFUSERS SHALL BE INLET SIZE OF DIFFUSER. PROVIDE VOLUME DAMPER FOR BRANCH TAKEOFF AS INDICATED ON PLAN.
  - ALL LONGITUDINAL SEAMS AND NON-GASKETED TRANSVERSE JOINTS SHALL BE EXTERNALLY SEALED WITH HIGH PRESSURE DUCT SEALER BY UNITED MCGILL OR EQUAL. SEALER SHALL BE APPLIED BY M.C. AND APPROVED BY FOOD LION SHARED SERVICES GROUP, L.L.C. Construction Manager BEFORE DUCT INSULATION IS INSTALLED.
  - ALL NEW DUCT SIZES SHOWN ARE "INSIDE-CLEAR" DIMENSIONS. ALL NEW DUCTWORK SHALL HAVE 2", 3/4" PCF, EXTERNALLY WRAPPED INSULATION WITH VAPOR BARRIER (SEE SPECIFICATIONS). ROUTE ALL NEW DUCTWORK AS TIGHT TO ROOF JOISTS AS PRACTICAL. COORDINATE ROUTING TO AVOID CONFLICTS WITH OTHER TRADES.
  - FLEXIBLE DUCT MAY BE USED AT END OF RUNOUTS IN LENGTHS NOT EXCEEDING 4'-0". INSTALL PER SMACNA STANDARDS (SEE SPECIFICATIONS).
  - PROVIDE 90° METAL (24 GA. MINIMUM) DUCT ELBOW WITH 4 PIECE GORE AT ALL CEILING DIFFUSER/GRILLE-TO-FLEX DUCT CONNECTIONS.
  - M.C. SHALL VERIFY SIZE OF EXISTING DUCTWORK SCHEDULED TO REMAIN. EQUIPMENT OPENINGS AS REQUIRED FOR PROPER CONNECTION OF NEW TO EXISTING.
  - M.C. SHALL INSPECT AND REPAIR DUCTWORK AS REQUIRED TO PROVIDE A TIGHT AIR DISTRIBUTION SYSTEM. M.C. SHALL CAP AND INSULATE ALL OPEN DUCT TERMINATIONS AND OTHER OPENINGS IN EXISTING DUCTWORK DIRECTLY RESULTING FROM OR INCIDENTAL TO DEMOLITION. ALL SUPPLY AND RETURN OUTLETS SHALL BE BALANCED TO THE AIR FLOW QUANTITIES SHOWN ON DRAWINGS.
  - M.C. SHALL COORDINATE ALL WORK WITH OTHER TRADES TO AVOID CONFLICTS.
  - COORDINATE ALL DIFFUSER AND GRILLE LOCATIONS WITH CEILING GRID AS SHOWN ON ARCHITECTURAL DRAWINGS.
  - TEMPERATURE AND HUMIDITY SENSORS AND CONTROLS SHALL BE MOUNTED @ 5'-8" A.F.F. U.N.O. VERIFY MOUNTING HEIGHTS, LOCATIONS, AND CONTROL SETTINGS WITH PROPER FOOD LION SHARED SERVICES GROUP, L.L.C. Construction Manager.
  - CONTROL WIRING FOR NEW SENSORS, MOTORIZED DAMPERS, ETC. TO BE FURNISHED AND INSTALLED BY M.C. CONTROL WIRING SHALL BE ROUTED TO ECP/EMCC PANELS UNLESS OTHERWISE INDICATED. E.C. SHALL PROVIDE CONDUIT SYSTEM WITH PULL STRINGS. COORDINATE CONTROL WORK WITH PROPER FOOD LION SHARED SERVICES GROUP, L.L.C. Construction Manager.
  - EXISTING MOTOR STARTER CONTROLS FOR THE MACHINE ROOM TO BE WIRED TO ECP.
  - ALL SENSOR CONTROL WIRING SHALL BE SHIELDED (MINIMUM #22 AWG OR LARGER). CONTROL WIRING SHALL BE STRANDED (#14 AWG). DO NOT MIX SENSOR CABLE AND CONTROL WIRING IN SAME CONDUIT.
  - M.C. TO COORDINATE DUCTWORK SIZES WITH CLEARANCES ABOVE CEILING. M.C. TO NOTIFY PROPER FOOD LION SHARED SERVICES GROUP, L.L.C. Construction Manager OF ANY CONFLICTS.
  - REFER TO SPECIFICATIONS, DIVISION 23 SECTIONS FOR ADDITIONAL MECHANICAL REQUIREMENTS.
  - MECHANICAL CONTRACTOR IS RESPONSIBLE FOR CONNECTING/RECONNECTING AHU DRAINS.
  - ALL EXHAUST HOODS SHALL BE INSTALLED 6'-8" ABOVE FINISHED FLOOR UNLESS NOTED OTHERWISE.
  - THE MECHANICAL CONTRACTOR SHALL BE RESPONSIBLE FOR ALL LABOR, MATERIAL AND WORKMANSHIP INSTALLED BY HIM UNDER THIS SECTION OF THE SPECIFICATIONS AND TO CORRECT ANY DEFICIENCIES ADJUDGED BY FOOD LION SHARED SERVICES GROUP, L.L.C.. THIS GUARANTEE SHALL EXTEND FOR A PERIOD OF NOT LESS THAN TWELVE (12) MONTHS FROM THE DATE OF THE FINAL PROJECT ACCEPTANCE BY FOOD LION SHARED SERVICES GROUP, L.L.C., AGAINST ANY DEFECTS OR SYSTEM FAILURE. ALL EQUIPMENT MANUFACTURERS' WARRANTIES WHICH EXTEND BEYOND THE FIRST TWELVE (12) MONTHS SHALL BE TRANSFERRED TO FOOD LION SHARED SERVICES GROUP, L.L.C.. HOWEVER, IT SHALL BE UNDERSTOOD BY ALL PARTIES CONCERNED THAT THE WARRANTIES PERTAIN ONLY TO FURNISHING OF MATERIAL BY THE MANUFACTURER AND SHALL NOT INCLUDE REPLACEMENT LABOR COSTS, UNLESS OTHERWISE DESCRIBED BY THE MANUFACTURER.

### SENSOR LEGEND

⊖	THERMOSTAT	⊖RH	RELATIVE HUMIDITY	⊖P	AIR PRESSURE SWITCH
⊖T	TEMPERATURE	⊖SD	SMOKE DETECTOR	⊖AS	DISCHARGE AIR SENSOR

NOTES:

- THE E.C. IS RESPONSIBLE FOR PROVIDING COMMUNICATION CABLE FOR ALL REFRIGERATION CONTROLLERS AND THE HVAC CONTROLLER. THIS WILL BE IN THE FORM OF CAT5 CABLES FOR EACH CONTROLLER WITH STORES THAT HAVE E-2 CONTROLLERS OR 4-WIRE SHIELDED CABLE WITH STORES THAT HAVE EARLIER VERSIONS OF CPC CONTROLLERS. COORDINATE WITH SESCO OR ENERGY TEAM MEMBER.
- M.C. SHALL PROVIDE (1) PAIR OF CONTROL WIRES FROM EACH EXISTING AND/OR NEW REFRIGERATION RACK TO THE EXISTING AND/OR NEW ECP FOR RECLAIM HEAT STAGING. EC SHALL PROVIDE REQUIRED CONDUIT. EMS PERSONNEL SHALL MAKE FINAL TERMINATION AND PANEL MODIFICATIONS AS REQUIRED.
- NEW AND/OR EXISTING SENSORS, CONTROLS, ETC. WITH NEW WIRING AND CONNECTIONS TO ECP/EMCC AS APPLICABLE.


### ABBREVIATIONS

AHU	AIR HANDLING UNIT	OA	OUTSIDE AIR
AFF	ABOVE FINISHED FLOOR	RTU	ROOFTOP UNIT (AIR CONDITIONING)


### SYMBOL LEGEND

	NEW DUCTWORK - SIZE AS INDICATED; FIRST DIMENSION IS FACE OF DUCT SHOWN ON PLAN FOR RECTANGULAR.		EXISTING DUCTWORK RE-USED IN PLACE.
	ELECTRIC DUCT HEATER		MOTOR OPERATED DAMPER (NEW OR EXISTING AS INDICATED)
	VOLUME DAMPER		CONNECT TO EXISTING
	NEW SUPPLY DIFFUSER		RE-USED/RELOCATED EXISTING DIFFUSER
	NEW RETURN GRILLE		UNDERCUT DOOR
	AIR CURTAIN - CC (CONTROL CABINET)		

- ### EMS REMODEL NOTES
- ALL CONTROL WIRING PROVIDED BY THE MECHANICAL CONTRACTOR IS TO BE 14 GA. STRANDED. BX CABLE IS NOT ALLOWED. ALL SHIELDED CABLE IS TO BE 22 GA. OR LARGER. ALL WIRING SHALL BE IN CONDUIT PROVIDED BY ELECTRICIAN. SENSOR CABLE CANNOT BE IN THE SAME CONDUIT AS THE CONTROL WIRING. TERMINATIONS FOR THE MECHANICAL CONTROLS BY MECHANICAL CONTRACTOR.
  - WHEN DIRECTED BY FOOD LION, M.C. WILL BE RESPONSIBLE FOR REMOVING ALL OLD SMOKE DETECTORS. ONCE SYSTEM HAS BEEN SWITCHED OVER TO FIRE ALARM CONTACT, SESCO WILL NOTIFY G.C. IN WRITING. M.C. WILL THEN REMOVE OLD DETECTORS. WIRING FROM DETECTORS IS TO BE REMOVED TO ASSOCIATED JUNCTION BOXES AND CAPPED OFF WITH WIRE NUTS. WIRING FROM ECP TERMINALS IS TO BE REMOVED TO WIRING TROUGH AND CAPPED OFF WITH WIRE NUTS.




CORPORATE SEAL:



REVISIONS

NO.	DATE	REMARKS



FOOD LION REMODEL STORE #807  
 70 MORGAN SQ, SUITE 1  
 BERKELEY SPRINGS, WV

PROJECT NO: 0807FLMK20  
 DATE: 02/11/2020  
 32 OF 48  
**M1.01**  
 MECHANICAL FLOOR PLAN  
 CHECKED: RJC/DRAWN: RJC