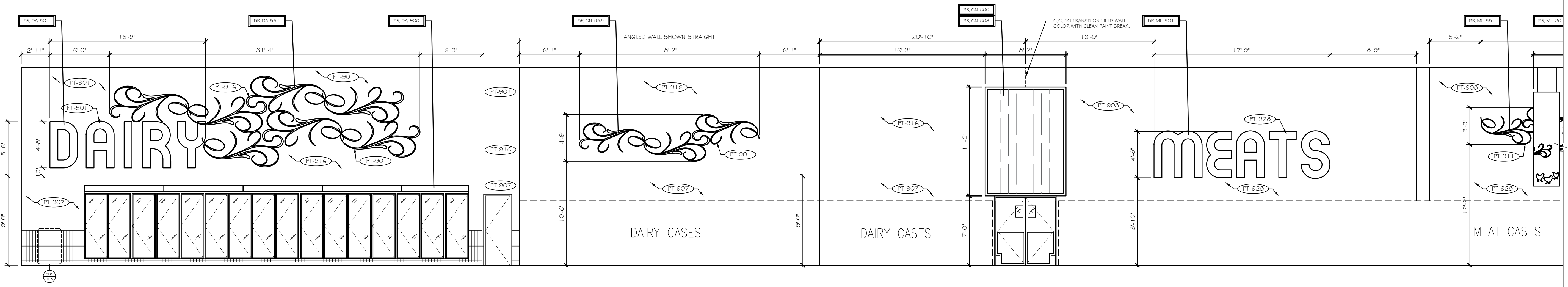
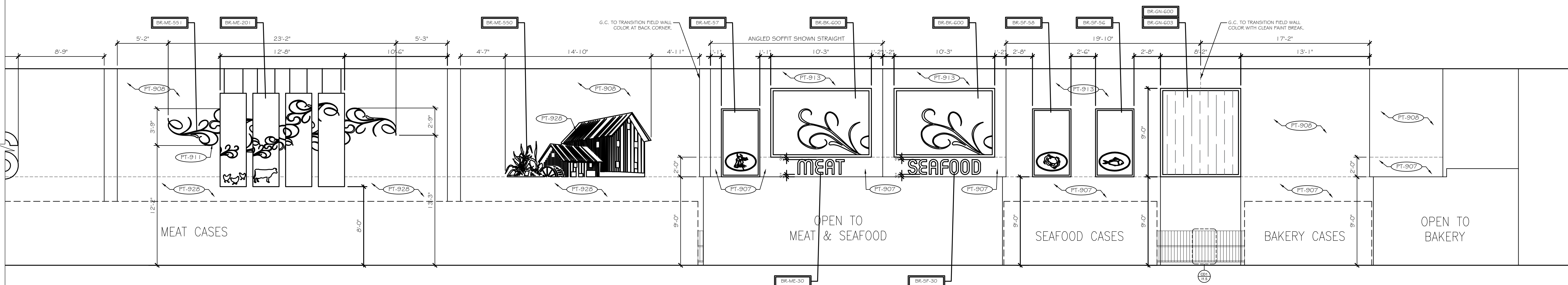


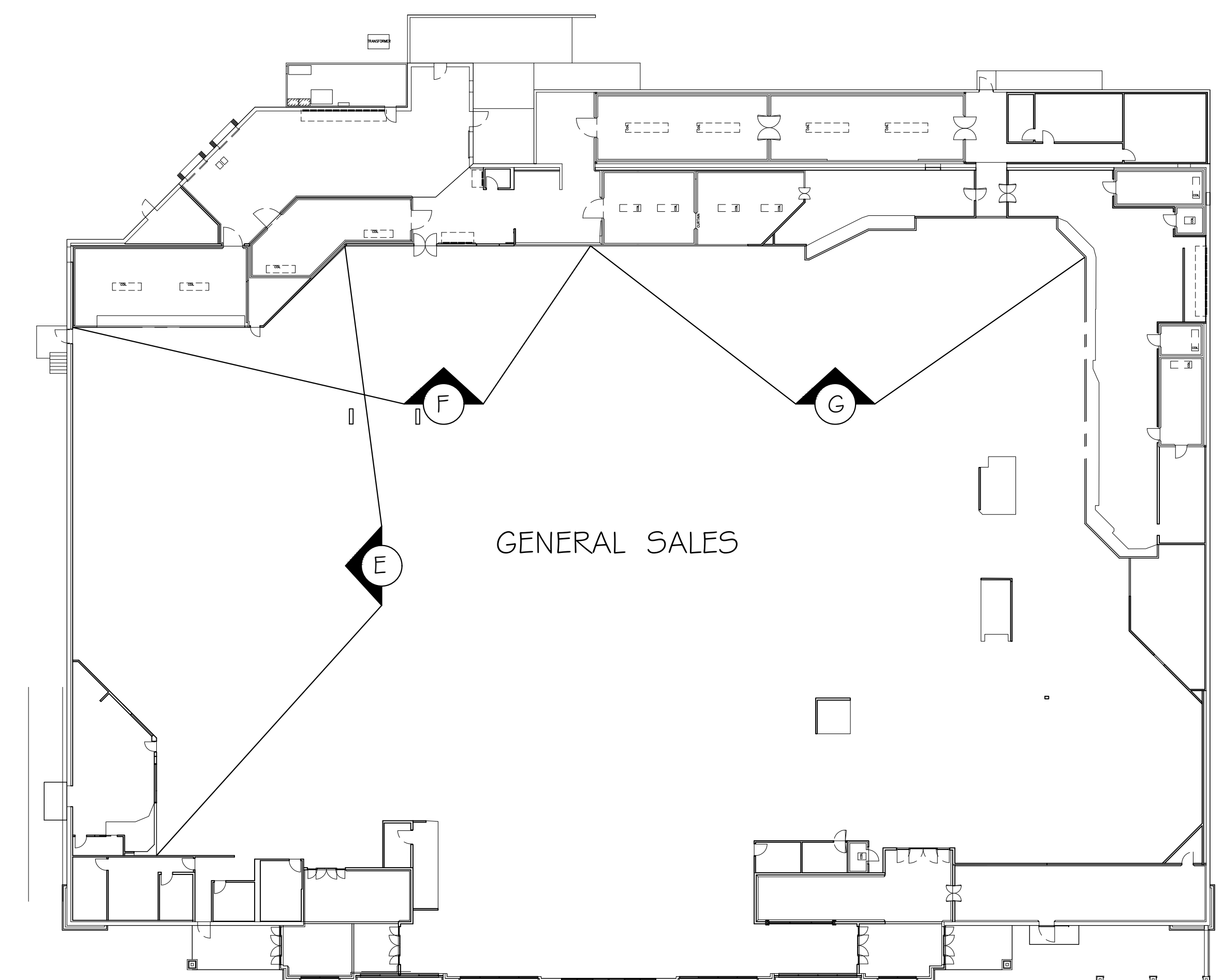
**F** PHARMACY / DAIRY  
SCALE: 3/16" = 1'-0"



**G** DAIRY / MEATS  
SCALE: 3/16" = 1'-0"



**H** MEATS / MEAT & SEAFOOD / BAKERY  
SCALE: 3/16" = 1'-0"



KEY PLAN  
NTS

### FINISH SCHEDULE (WALLS)

FOR REFERENCE ONLY. REFER TO ARCH. CDS FOR SPECIFICATIONS.

SYMBOL	DESCRIPTION	NOTES	KROGER FINISHES	BY S.C.
(BUMPER)	BUMPER:			
(CLADDING)	CLADDING:			
(CERAMIC TILE)	CERAMIC TILE:			
(GROUT)	GROUT:			
(PAINT)	PAINT:			
(RESILIENT WALL BASE)	RESILIENT WALL BASE:			
(WALL COVERING)	WALL COVERING:			

- #### MISCELLANEOUS DECOR/FINISH NOTES:
- FIELD VERIFY ALL WALL DECOR DIMENSIONS PRIOR TO INSTALLATION. BRING ANY MAJOR DISCREPANCIES TO MANAGER'S ATTENTION AT CLIENT PROJECT MEETING.
  - ALL EXPOSED HVAC AND OPEN CEILING STRUCTURE ARE NOT PAINTED. PAINT COLUMNS 20" FROM FLOOR TO STEEL DECK. IF STORE IS AN EXPANSION OR REMODEL, PAINT STRUCTURE TO MATCH EXISTING.
  - CEILING BRACES, 4" HVAC DUCTING THAT ARE ABOVE THE LIGHT LINE ARE NOT PAINTED.
  - PAINT HVAC PARALLEL TO AND ATTACHED TO WALLS TO MATCH ADJACENT WALL COLOR.
  - REMODELS: PAINT ALL MECHANICAL DUCTS THAT ARE ENTIRELY BELOW THE MAIN SALES AREA LIGHTING AND WITHIN 30" OF A WALL. IF MECHANICAL DUCT THAT IS WITHIN 20" OF WALL RUNS VERTICALLY, TO BE BOTH ABOVE AND BELOW THE MAIN SALES LIGHTING. PAINT MECHANICAL DUCTS WITH TRANSITION COORDINATE WITH ADJACENT WALL. PAINT MECHANICAL DUCTS THAT ARE MORE THAN 20" FROM WALL WITH 7000.
  - MARKETPLACE: DO NOT PAINT ANY MECHANICAL DUCTS OR PIPING.
  - ALL HVAC WALL GRILLES TO BE PAINTED TO MATCH SURROUNDING WALL BACKGROUND COLOR (FIELD, UNLESS OTHERWISE NOTED).
  - REFER TO ARCHITECTURAL DRAWINGS FOR LAY IN CEILING COLOR AND COLUMN COLOR.
  - ALL PAINTABLE DOORS VISIBLE TO CUSTOMERS TO BE PAINTED (FT-900) UNLESS FACTORY FINISHED, OR NOTED OTHERWISE.
  - ALL BACKGROUND COLOR WALL FINISHES TO EXTEND 2" MINIMUM BEHIND LINE OF SIGHT AT PERMANENT FIXTURES OR CASEWORK.
  - 1.1. ALL WALL PAINT FINISHES FROM FINISH FLOOR TO BE EGGSHELL. STENCIL PAINT FINISHES TO BE FLAT.
  - 1.2. END OF THE ROWS AND OUTSIDE CORNERS TO RECEIVE SCHLUTER STRIPS. REFER TO ARCHITECTURAL SPECIFICATIONS.
  - 1.3. ALL CORRIDORS TRAVELLED BY OR VISIBLE TO CUSTOMERS IN STOCKROOMS OR RESTROOMS TO RECEIVE WALL BASE AND CLADDING TO 3" @ 4" F.F. AND PAINT FROM 3" @ 4" F.F. TO CEILING, OR ROOF DECK. REFER TO FINISH ELEVATIONS FOR WALL FINISHES.
  - 1.4. ALL FRONT, BACK AND UNDERSIDE OF SORPIT TO BE PAINTED. COLOR AS INDICATED ON THE PLAN. IF COLOR IS NOT INDICATED COORDINATE WITH KROGER PM.
  - 1.5. COLUMN WRAP INFORMATION TO BE FOUND IN ARCHITECTURAL FINISH SPECIFICATIONS.
  - 1.6. HANG ALL DECOR AT 8'-0" A.F.F. TO BOTTOM OF DECOR UNLESS NOTED OTHERWISE ON PLAN OR ELEVATIONS.
  - 1.7. REFER TO ARCHITECTURAL CONSTRUCTION DRAWINGS FOR WALL AND FLOOR FINISHES IN BACK ROOMS, STOCK ROOMS, CONFERENCE ROOMS, OFFICES, AND ANY OTHER SPACES NOT VISIBLE TO CUSTOMERS.
  - 1.8. DECOR INSTALLATION CONTRACTOR TO SUPPLY AND INSTALL PAINT FOR STENCILED WALL DECOR USING STENCILS TRANSPARENTLY PROVIDED BY DECOR MANUFACTURER. DECOR INSTALLATION CONTRACTOR TO FURNISH EQUIPMENT NECESSARY TO PROTECT TRANSFERCIES ONTO WALL AT THE SIZES INDICATED ON THE FINISH ELEVATIONS.
  - 1.9. KROGER PROJECT MANAGER TO COORDINATE FINAL LOCATION OF SUSPENDED DECOR WITH CLIENTS TO AVOID BLENDING DECOR ROOMS.
  20. THE CONTRACTOR RESPONSIBLE FOR THE DECOR INSTALLATION SHALL PROVIDE ALL SUPPORTS, CABLING, AND MISCELLANEOUS HARDWARE FOR DECOR INSTALLATION. CONTRACTOR RESPONSIBLE FOR THE DECOR INSTALLATION SHALL PROVIDE STENCILED SUPPORTS, BRACKETS AND FASTENERS TO MATCH ADJACENT SURFACE. NOTHING TO BE ATTACHED TO BOTTOM OF ROOF DECK OR CEILING GRID. ALL ATTACHMENTS OR CROSS MEMBERS FOR ATTACHMENT MUST BE FROM THE TOP CHORD OF JOIST.
  21. PAINT NON-GALVANIZED COOLER FACES VISIBLE TO CUSTOMERS IN SERVICE PREP AREAS TO MATCH ADJACENT WALL OR CEILING COLOR.
  22. PROVIDE & INSTALL 1/2" X 1/2" TRIM AROUND FITTING ROOM ENTRY OPENINGS AND TOP OF WALLS. FINISH (FT-900).
  23. THE FOLLOWING ITEMS TO BE PROVIDED BY C.I.P. AND INSTALLED BY CLIENT:
    - GENERAL ASIDE DIRECTORIES SIGNAGE
    - IN-ASIDE BRACKETS
    - SIVE METALLIC FREE FROM 101 ASIDE MARKER SLOGAN KIT - TO BE INSTALLED ON POD ASIDE MARKERS, BY TOD RELAY

1100 EAST MANOLINE AVE. SUITE 100  
MADISON HEIGHTS, MI 48071  
T 800.866.9440  
F 248.597.0989  
design@dfabdesign.com

COPYRIGHT © 2020  
ALL DRAWINGS AND DESIGNS ARE THE SOLE PROPERTY OF DESIGN FABRICATIONS, INC. THESE DRAWINGS ARE NOT TO BE COPIED WITHOUT WRITTEN CONSENT FROM DESIGN FABRICATIONS, INC. IT IS ILLEGAL FOR UNAUTHORIZED PERSONS TO USE THESE DRAWINGS OR DESIGNS FOR ANY OTHER PROJECT.

DO NOT SCALE DRAWINGS - USE FIGURED DIMENSIONS ONLY.

SHEET TITLE  
**DECOR & FINISH ELEVATIONS**

PROJECT NAME  
**KROGER R-500**

PROJECT LOCATION  
**9480 W. BROAD STREET  
RICHMOND, VA**

ISSUED FOR	DATE
REVIEW	12/01/20
100%	12/15/20
BID	01/11/21

NO.	REVISED BY:	DATE
1	AWM	12/10/20
2	BP	01/08/21

DRAWN BY: BP  
CHECKED BY: BP  
SCALE: 3/16" = 1'-0"  
JOB NO.: 2011-10  
SHEET # 12.2